



THE COLOR MAKER

MIXING

MIX RATIO FOR 1 APPLICATION

PEROXIDE TO USE

PROCESSING TIME



45 g Tube



67.5 g
Creme
Peroxide

Standard mixing for 1 application.
Ratio: 1:1,5

1 level of lift	10 Vol	3 %
2 levels of lift (ideal for gray hair coverage)	20 Vol	6 %
3 levels of lift	30 Vol	9 %
4 levels of lift	40 Vol	12 %

Mid-lengths and ends	20 min
Roots Regrowth area	30 min
For greater coverage on gray hair	40 min



30 g Tube



90 g
Creme
Peroxide

Ultra light for 1 application.
Ratio: 1:3

Up to 4 levels of lift	30 Vol	9 %
Up to 5 levels of lift	40 Vol	12 %

Mid-lengths and ends	20 min
Roots	45 min
Regrowth area	45 min

We strongly recommend to use a scale to measure the mix.

THE COLOR MAKER


APPLICATION

NATURAL HAIR


APPLY ON DRY, UNWASHED HAIR

FIRST TIME APPLICATION 50'

1  Apply to mid - lengths and ends.
20'

2  Apply to scalp area.
30'

REGROWTH APPLICATION 30'


1  Apply to regrowth area.
30'

2 For greater coverage on resistant white hair, development time may be extended to 40 minutes.
+ 10'

ULTRALIGHT SERIES

FIRST TIME APPLICATION ON NATURAL HAIR: 65'

1  Apply to mid - lengths and ends.
20'

2  Apply to roots.
45'

NATURAL BASE


5 12.10 (30 ml) + 40 Vol. (12%) (90 ml)

6 12.00 (20 ml) + 12.23 (10 ml) 40 (12%) or 30 (9%) (90 ml) depending on the amount of red pigments in hair.

7 12.00 (10 ml) + 12.23 (20 ml) + 30 Vol. (9%) (90 ml)


8 12.23 (30ml) + 20 vol. (90ml)

REGROWTH APPLICATION 45'

1  Apply to regrowth area.
45'



COLOR REFRESHING & TONING

1 
Mix 1 part color + 1 part 10 Vol. (3%) + 1 part color care Shampoo

2  Apply to mid - lengths and ends.
5' - 10'

In all services, always rinse and shampoo with **PRO YOU THE KEEPER COLOR CARE SHAMPOO**. Treat with **PRO YOU THE KEEPER COLOR CARE CONDITIONER** or **MASK**.

Note: Color bath tenacity depends on hair porosity